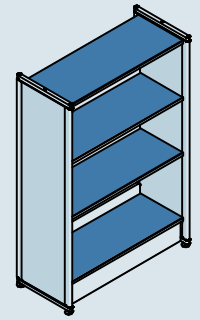


shelving system



| contents | page |
|---------------------------------|------|
| Base unit overview | 1 |
| Mobile unit overview | 2 |
| Shelf types & fitting | 3 |
| Header sign | 4 |
| Base unit - back to back fixing | 5 |
| Base unit - wall fixing | 6 |



METALLIFORM
Chambers Road
Hoyland, Barnsley
S74 0EZ

tel. 01226 350555

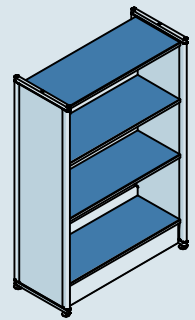
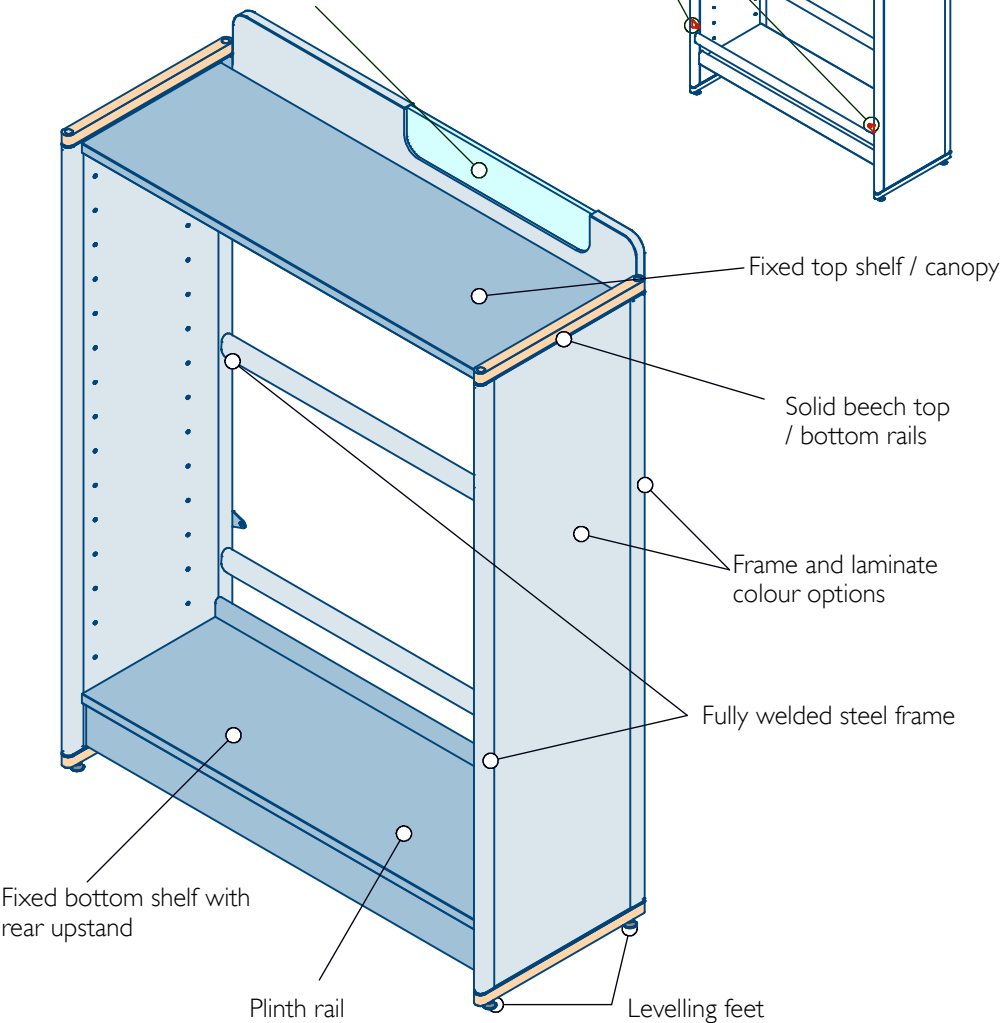
[cfg] reserves the
right to amend details and
specification in this brochure

base unit overview

Shelf units are delivered as fully assembled unit which do not require site assembly of the carcass. Shelves are supplied loose for customer placement on pins using pre-drilled holes. No tools are required.

All single sided shelf units have fixing lugs to allow wall fixing or for fitting back to back.

Optional header sign consists of a panel and a clear acrylic cover for customer's own laser or inkjet printed A3 width signs



This range of shelving is suitable for school libraries, reading corners, resource areas and staff offices. Available in three heights (1200, 1510 & 1840mm) as a single sided fully-welded shelf unit with no assembly required. Also available as a double sided mobile unit

size guide

| width | depth | height* |
|-------|-------|---------|
| 910mm | 360mm | 1200mm |
| 910mm | 360mm | 1520mm |
| 910mm | 360mm | 1840mm |

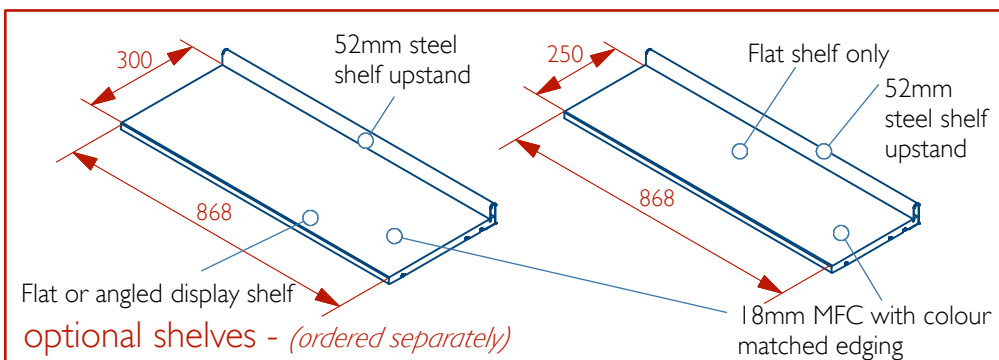
**excluding sign panel*

Shelves are available in two depths (250mm & 300mm). The 300mm deep shelf can be used to create an angled display shelf.

A shelf width of 866mm is compatible with most commercially available shelf fittings.

Please note shelves need to be ordered separately from the carcass.

Each shelf is fitted with a steel up-stand providing rigidity to prevent load deflection and also acting as a up-stand to support display items on angled shelves.



manufactured by



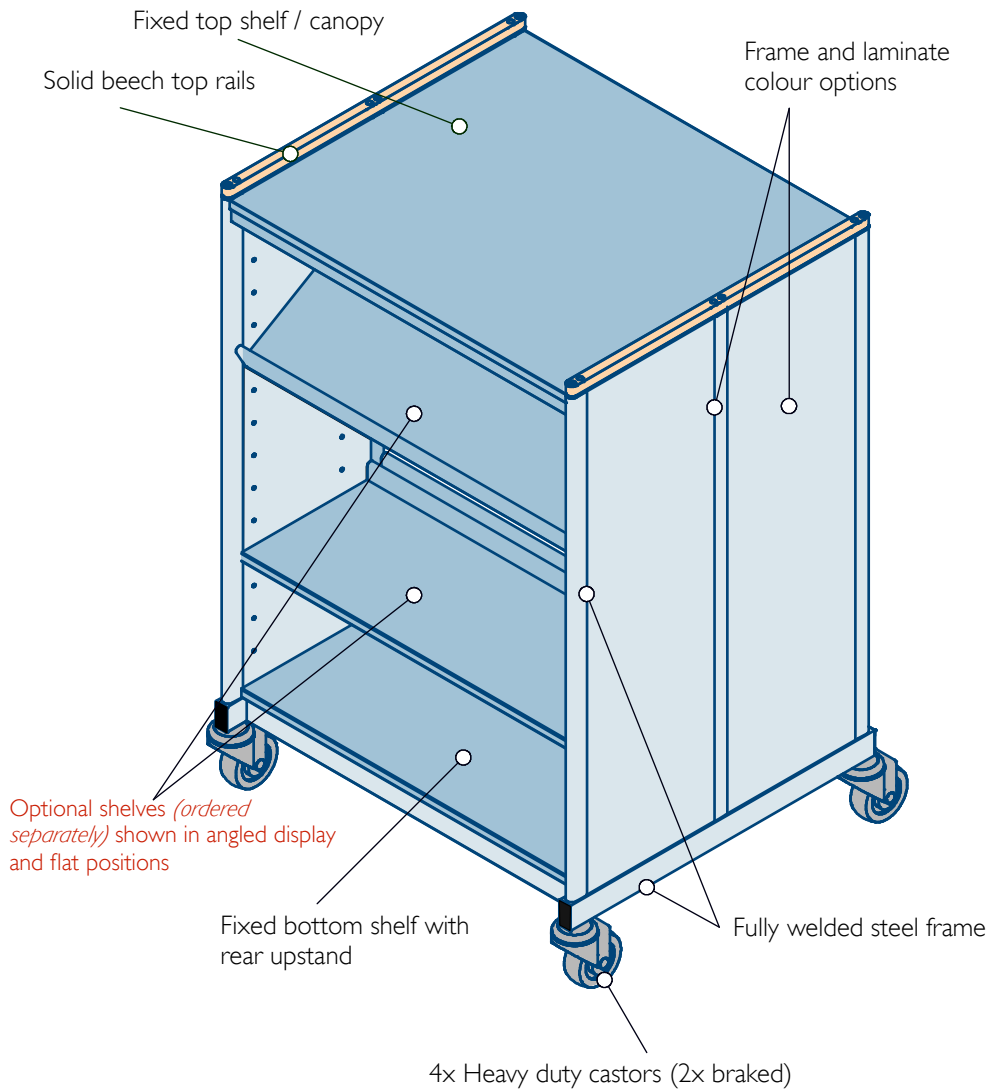
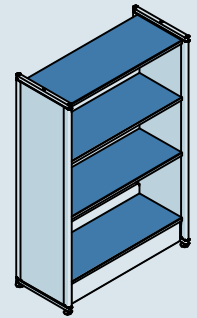
METALLIFORM
Chambers Road
Hoyland, Barnsley
S74 0EZ

tel. 01226 350555

[cfg] reserves the right to amend details and specification in this brochure

mobile unit overview

Shelf units are delivered as fully assembled unit which do not require site assembly of the carcass. Shelves are supplied loose for customer placement on pins using pre-drilled holes. No tools are required.



This range of shelving is suitable for school libraries, reading corners, resource areas and staff offices. Available in three heights (1200, 1510 & 1840mm) as a single sided fully-welded shelf unit with no assembly required. Also available as a double sided mobile unit

size guide

| width* | depth | height |
|--------|-------|--------|
| 910mm | 680mm | 1200mm |

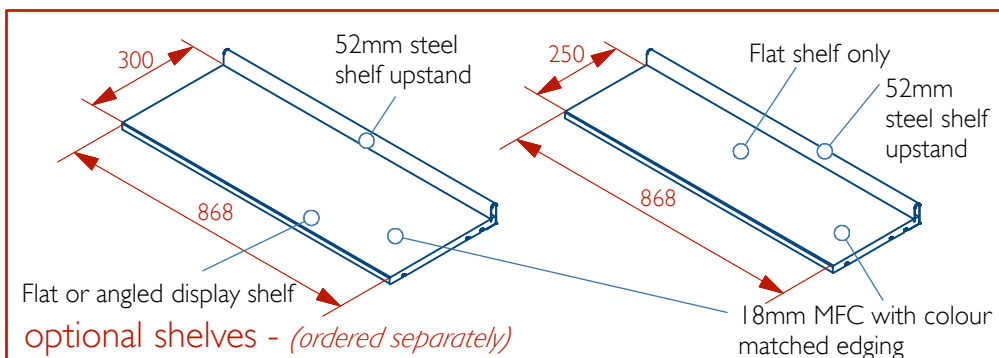
**970mm total width including castors*

Shelves are available in two depths (250mm & 300mm). The 300mm deep shelf can be used to create an angled display shelf.

A shelf width of 866mm is compatible with most commercially available shelf fittings.

Please note shelves need to be ordered separately from the carcass.

Each shelf is fitted with a steel up-stand providing rigidity to prevent load deflection and also acting as a up-stand to support display items on angled shelves.



manufactured by

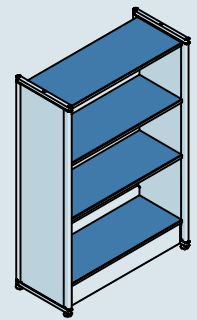
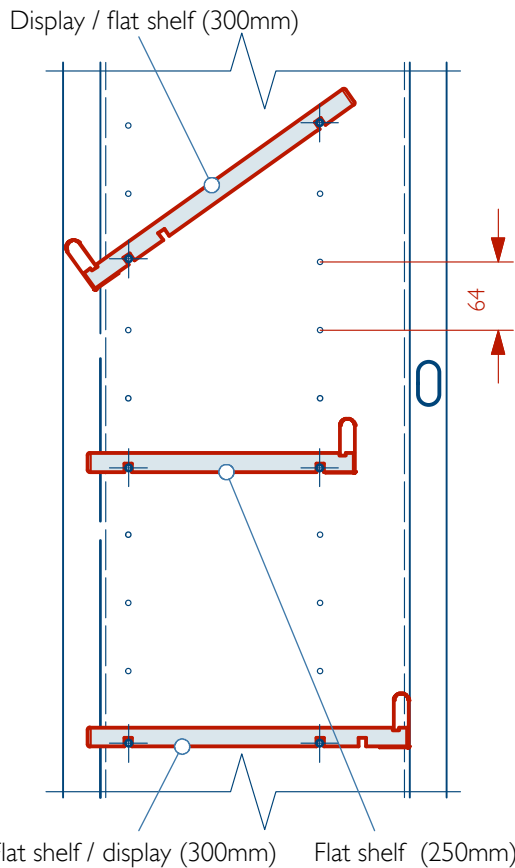
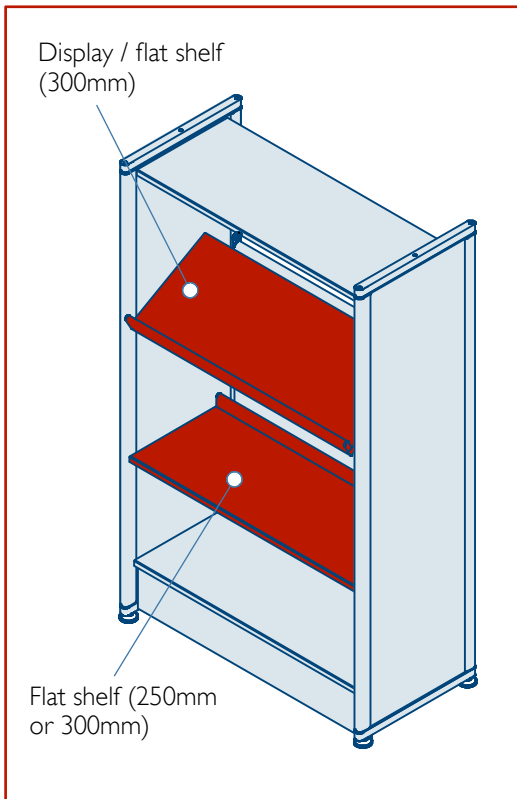


METALLIFORM
Chambers Road
Hoyland, Barnsley
S74 0EZ

tel. 01226 350555

[cfg] reserves the right to amend details and specification in this brochure

shelf types & fitting



fixings

4x shelf clips per shelf

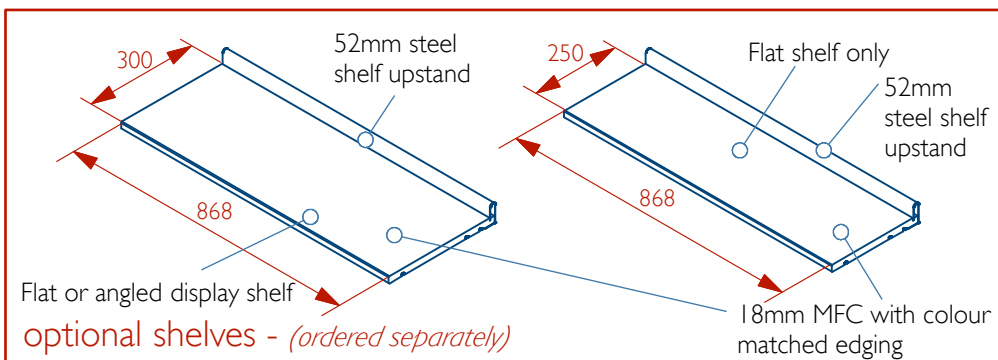
shelves per unit

| | | | | | |
|----|-----|-----|-----|-----|------|
| 2x | 366 | 302 | 302 | 302 | 1200 |
| 3x | 366 | 302 | 302 | 302 | 1520 |
| 4x | 366 | 302 | 302 | 302 | 1840 |

Shelves are available in two depths of 250mm and 300mm. The 300mm deep shelf can also be used at an angle to form a display shelf. The shelf width of 868mm is compatible with most commercially available shelf fittings.

Each shelf is constructed from 18mm MFC with colour matched lippings to the front edge and for extra strength has a 52mm rolled steel rear up-stand. Shelves are produced as standard in a light grey, dark grey or Beech timber effect finish.

Each shelf is supported on four steel shelf clips, one on each corner.



manufactured by

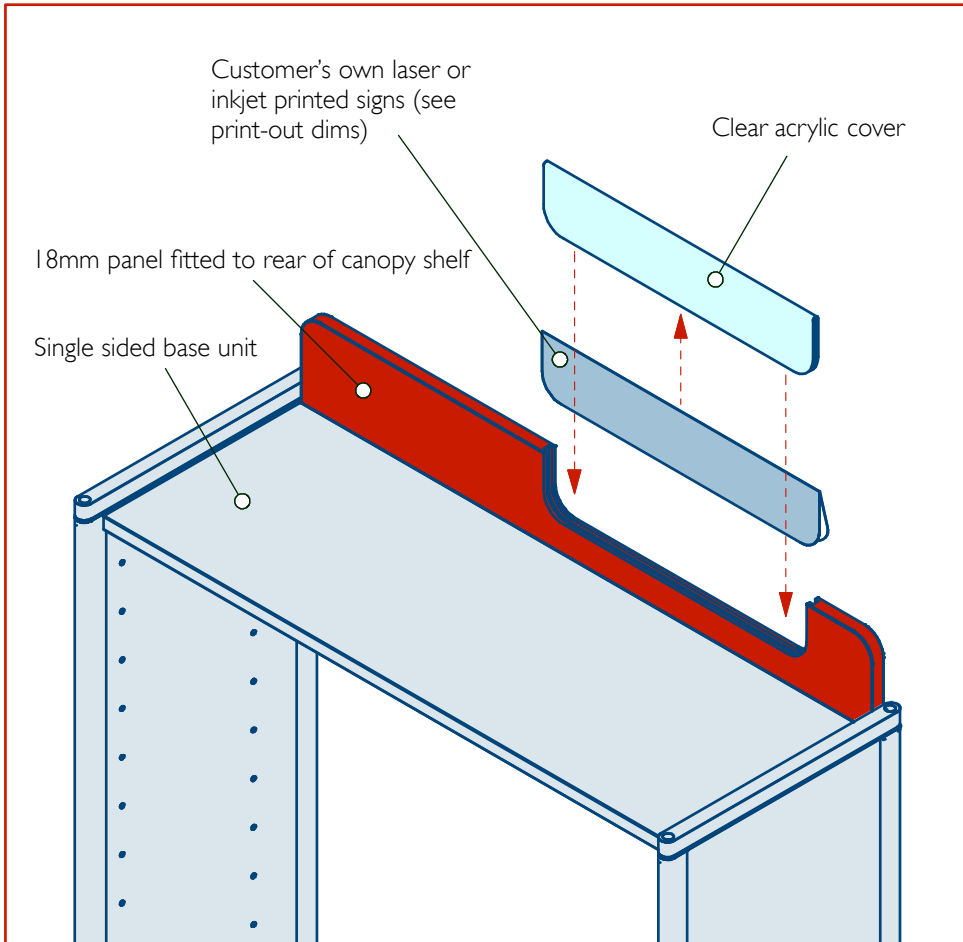


METALLIFORM
Chambers Road
Hoyland, Barnsley
S74 0EZ

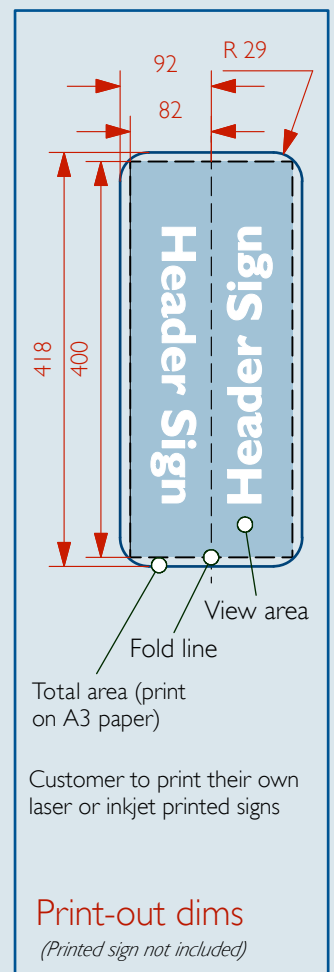
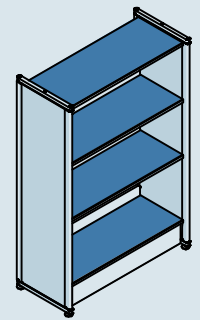
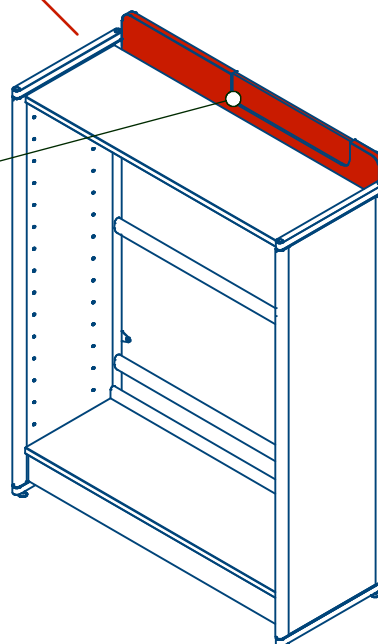
tel. 01226 350555

[cfg] reserves the right to amend details and specification in this brochure

header sign



Optional header consists of panel and clear acrylic cover for customer's own laser or inkjet printed signs (see print-out dims)



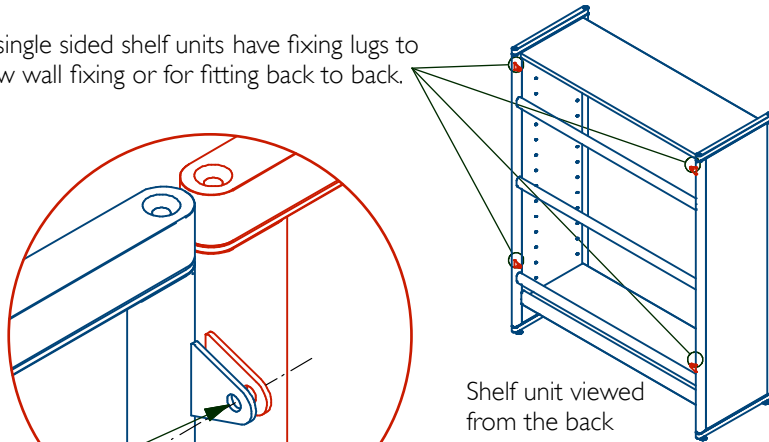
METALLIFORM
Chambers Road
Hoyland, Barnsley
S74 0EZ

tel. 01226 350555

[cfg] reserves the right to amend details and specification in this brochure

base unit - back to back fixing

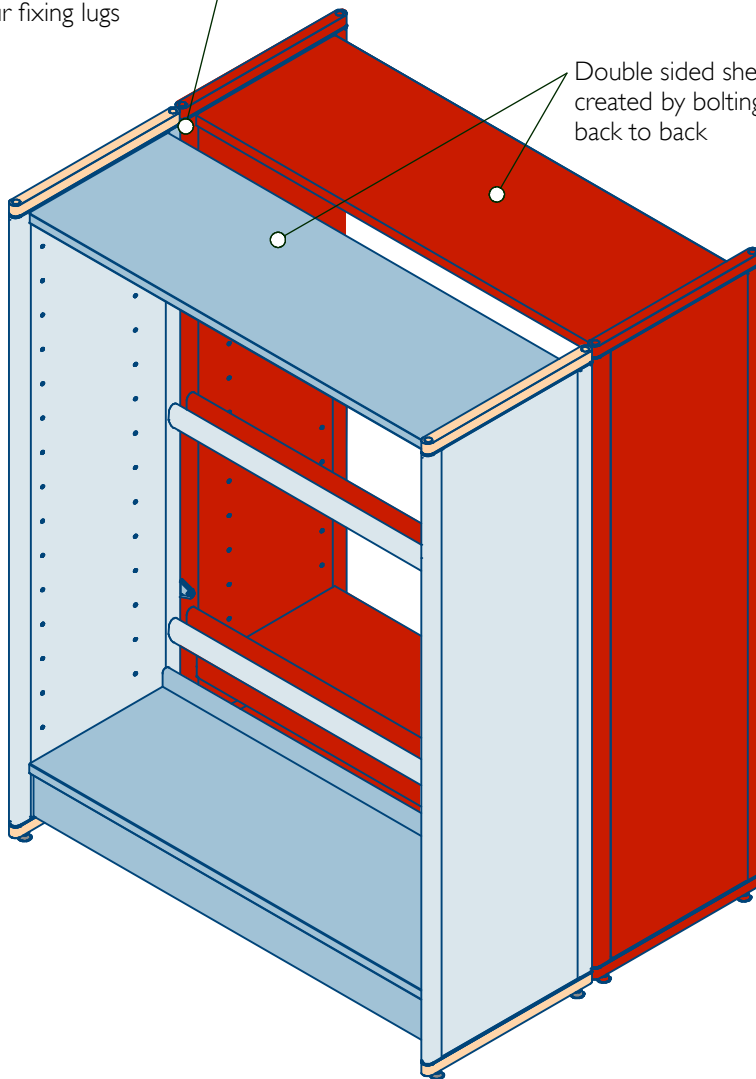
All single sided shelf units have fixing lugs to allow wall fixing or for fitting back to back.



Shelf unit viewed from the back

Bolt fix through all four fixing lugs

Double sided shelf unit created by bolting two units back to back



fixings (fixings not included)



4x M6 Pan head machine screws (or similar)

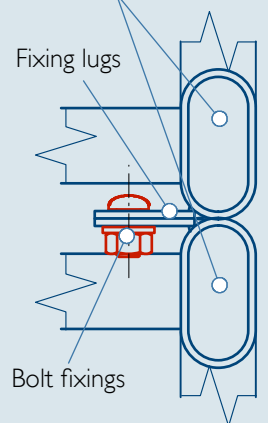


4x M6 lock nuts



4x M6 washers

Single sided shelf units



Fixing details top view

manufactured by



METALLIFORM
Chambers Road
Hoyland, Barnsley
S74 0EZ

tel. 01226 350555

[cfg] reserves the right to amend details and specification in this brochure

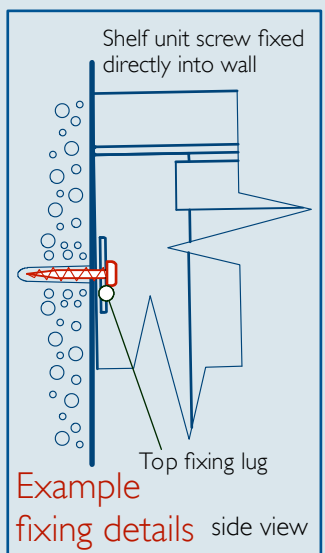
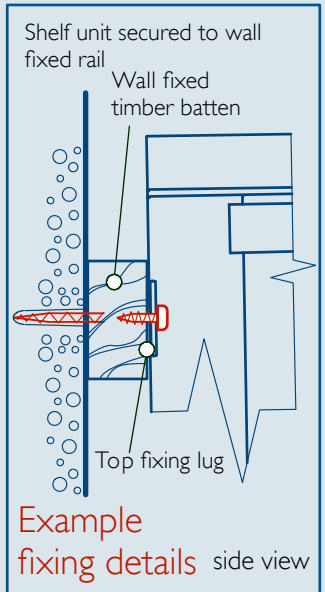
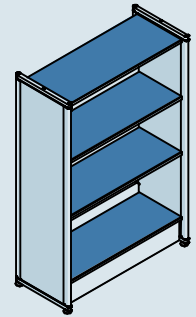
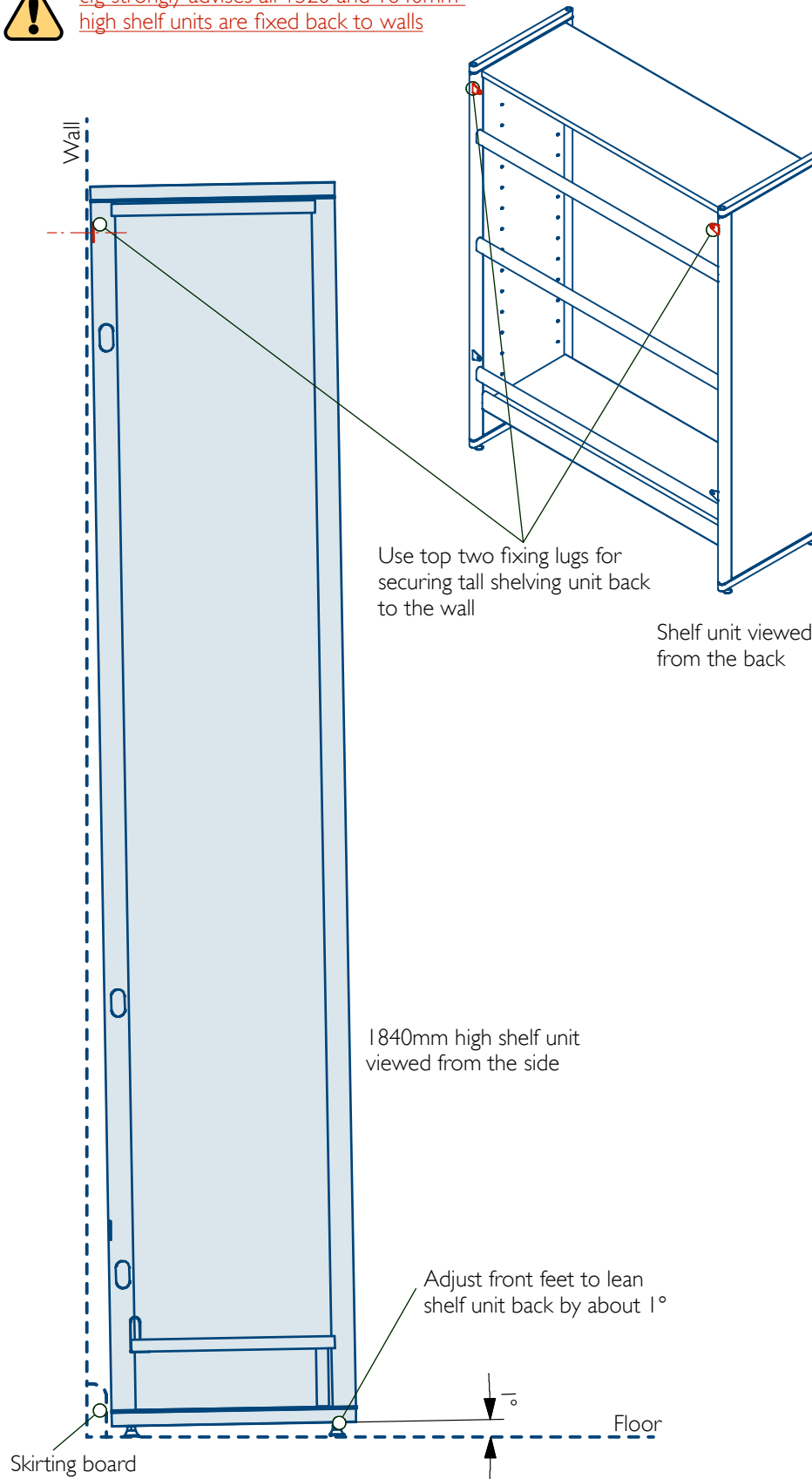


Cfg recommends that all promontory / island shelving made up of single sided units, are bolted back to back to form double sided units.

base unit - wall fixing



cfg strongly advises all 1520 and 1840mm high shelf units are fixed back to walls



METALLIFORM
Chambers Road
Hoyland, Barnsley
S74 0EZ

tel. 01226 350555

[cfg] reserves the right to amend details and specification in this brochure