


ojeu framework agreement 

## table 25

order from:  
metalliform holdings ltd



|   |   |   |   |   |   |
|---|---|---|---|---|---|
| laminate  |   |   |   |   |   |
|  |  |  |   |   |   |
| beech   | grey fleck  | maple   |   |   |   |
| laminate - premium range (price on application)                                   |   |   |   |   |   |
|  |  |  |  |  |  |
| heather   | azur  | peaceful blue   | lime  | custard   | fiesta  |
| frame   |   |   |   |   |   |
|  |  |  |  |  |  |
| charcoal  | blue  | green   | burgundy  | red   | silver* (add 6%)  |



A basic classroom table in popular sizes. The crush-bend legs allow stacking tables to have smooth rounded corners while retaining the tube strength. The 25mm steel tube frame is robot welded to ensure good quality strong welds throughout. All table edge details are bull-nosed and polished MDF

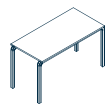

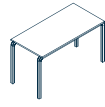


Each table has plastic stacking buffers fitted to the underside of the steel frame to protect surfaces of tables below. (please note: adjacent stacking tables need to be rotated to avoid clashing of protruding leg frames).

The default worktop finish is beech laminate. To specify a different finish, replace cat ref suffix "bch" with "grf" for grey fleck, or "mpl" for maple.

To obtain a price for the premium range laminates, please contact the manufacturer.

\* silver frame option incurs a 6% price increase



| type   | W (mm) | D    | Ht  | age   | Size mark | component | colour | cat ref        | price |
|--|--------|------|-----|-------|-----------|-----------|--------|----------------|-------|
|  stacking        | 1200   | 600  | 640 | 8-11  | 4         | laminate  | beech  | <b>4004bch</b> | 39.04 |
|  | 1200   | 600  | 710 | 11-14 | 5         | laminate  | beech  | <b>4005bch</b> | 39.04 |
|  | 1200   | 600  | 760 | 14-Ad | 6         | laminate  | beech  | <b>4006bch</b> | 39.04 |
|  stacking        | 600    | 600  | 640 | 8-11  | 4         | laminate  | beech  | <b>4034bch</b> | 29.66 |
|  | 600    | 600  | 710 | 11-14 | 5         | laminate  | beech  | <b>4035bch</b> | 29.66 |
|  | 600    | 600  | 760 | 14-Ad | 6         | laminate  | beech  | <b>4036bch</b> | 29.66 |
|  stacking        | 1100   | 550  | 460 | 3-4   | 1         | laminate  | beech  | <b>4101bch</b> | 37.82 |
|  | 1100   | 550  | 530 | 4-6   | 2         | laminate  | beech  | <b>4102bch</b> | 37.82 |
|  | 1100   | 550  | 590 | 6-8   | 3         | laminate  | beech  | <b>4103bch</b> | 37.82 |
|  | 1100   | 550  | 640 | 8-11  | 4         | laminate  | beech  | <b>4104bch</b> | 37.82 |
|  | 1100   | 550  | 710 | 11-14 | 5         | laminate  | beech  | <b>4105bch</b> | 37.82 |
|  | 1100   | 550  | 760 | 14-Ad | 6         | laminate  | beech  | <b>4106bch</b> | 37.82 |
|  trapezoidal     | 1100   | 550  | 460 | 3-4   | 1         | laminate  | beech  | <b>4141bch</b> | 39.04 |
|  | 1100   | 550  | 530 | 4-6   | 2         | laminate  | beech  | <b>4142bch</b> | 39.04 |
|  | 1100   | 550  | 590 | 6-8   | 3         | laminate  | beech  | <b>4143bch</b> | 39.04 |
|  | 1100   | 550  | 640 | 8-11  | 4         | laminate  | beech  | <b>4144bch</b> | 39.04 |
|  | 1100   | 550  | 710 | 11-14 | 5         | laminate  | beech  | <b>4145bch</b> | 39.04 |
|  | 1100   | 550  | 760 | 14-Ad | 6         | laminate  | beech  | <b>4146bch</b> | 39.04 |
|  1100mm diameter | 1100   | 1100 | 460 | 3-4   | 1         | laminate  | beech  | <b>4151bch</b> | 60.50 |
|  | 1100   | 1100 | 530 | 4-6   | 2         | laminate  | beech  | <b>4152bch</b> | 60.50 |
|  | 1100   | 1100 | 590 | 6-8   | 3         | laminate  | beech  | <b>4153bch</b> | 60.50 |
|  | 1100   | 1100 | 640 | 8-11  | 4         | laminate  | beech  | <b>4154bch</b> | 60.50 |
|  | 1100   | 1100 | 710 | 11-14 | 5         | laminate  | beech  | <b>4155bch</b> | 60.50 |
|  | 1100   | 1100 | 760 | 14-Ad | 6         | laminate  | beech  | <b>4156bch</b> | 60.50 |